

Cedar Bluff Office Space

9050 Executive Park Drive • Knoxville, TN 37923



Availability Overview

Space Available	
Lease Rate	\$13.50 SF/yr
Lease Type	
Date Available	Immediately
Space Type	
Building Size	63,471 SF
Building Class	B
Year Built	1982
Zoning	CA
Market	Knoxville
Sub Market	Cedar Bluff
Cross Streets	Corporate Drive

Property Overview

Property

Conveniently located office building offering an array of suite sizes to meet tenants' needs. Easy access from Interstate 40 or Cedar Bluff Road. Close proximity to area amenities.

Location

Financial Plaza is located in the Cedar Bluff area of West Knoxville. There are a number of amenities in the area including retail, restaurants, day-care, banking, etc. The property is in close proximity to Cedar Bluff Road, Kingston Pike and Interstate 40.

Presented by

HEIDI ADAMS, CCIM
865.531.6400
heidi.adams@svn.com

9050 Executive Park Drive | Knoxville, TN 37923



For Lease |

Physical Description

Property Name:
Type of Ownership:
Property Type:
APN:
Lot Size:
Rentable SF:
Building Class:
Zoning:
Parking Spaces:
Parking Ratio:
Visibility:
Cross Streets:

Construction

Year Built:
Construction Type:
Number of Stories:
Average Floor Size:
Foundation:
Parking Surface:
Number of Units:

Interior Finish

Walls:
Ceilings:
Floor Coverings:
Restrooms:
Internet Providers:

Summary	Lease Rate	N/A	Space Available
0 Spaces	Lease Type		Term

Cedar Bluff Office Space

Additional Photos



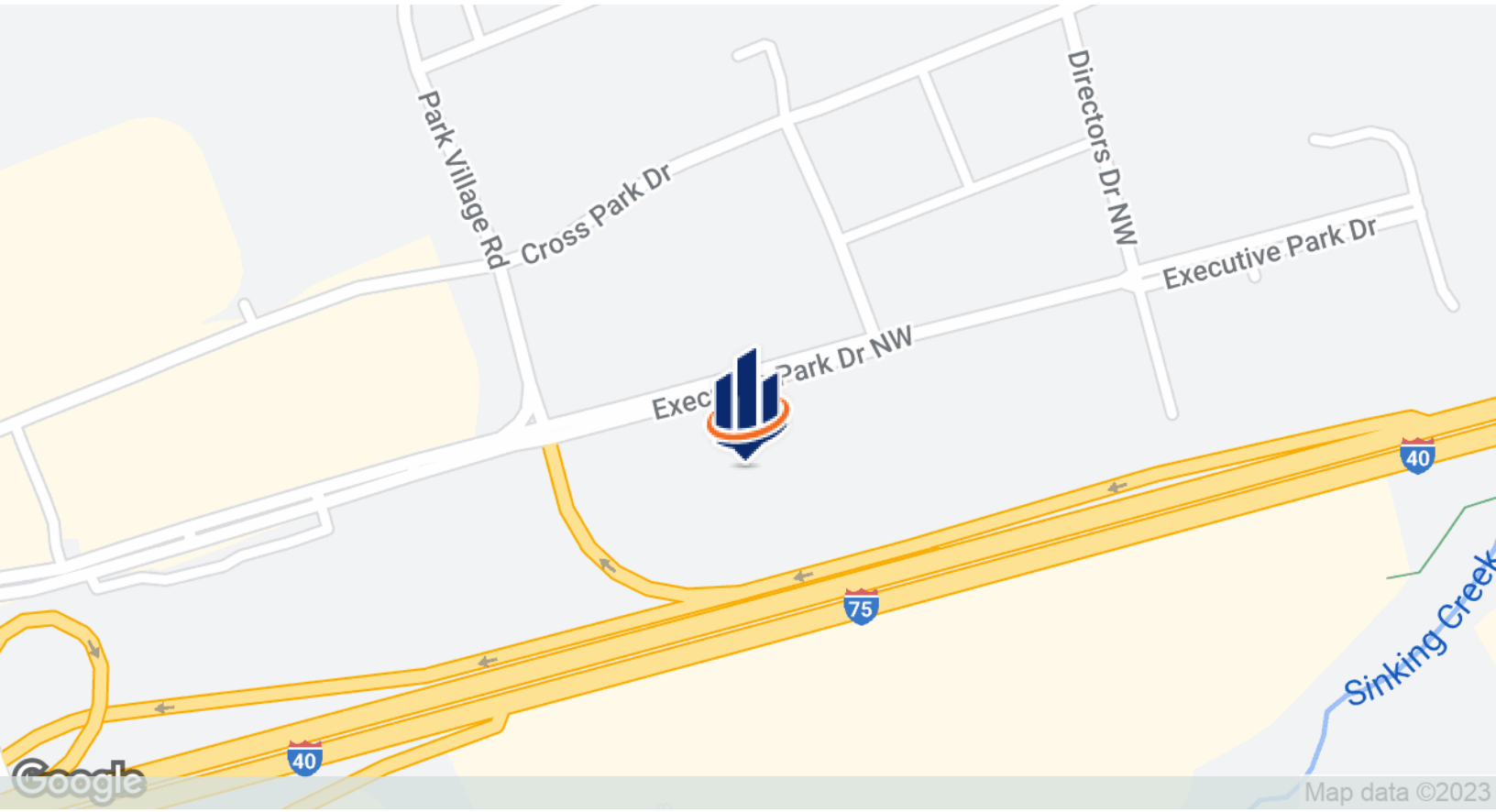
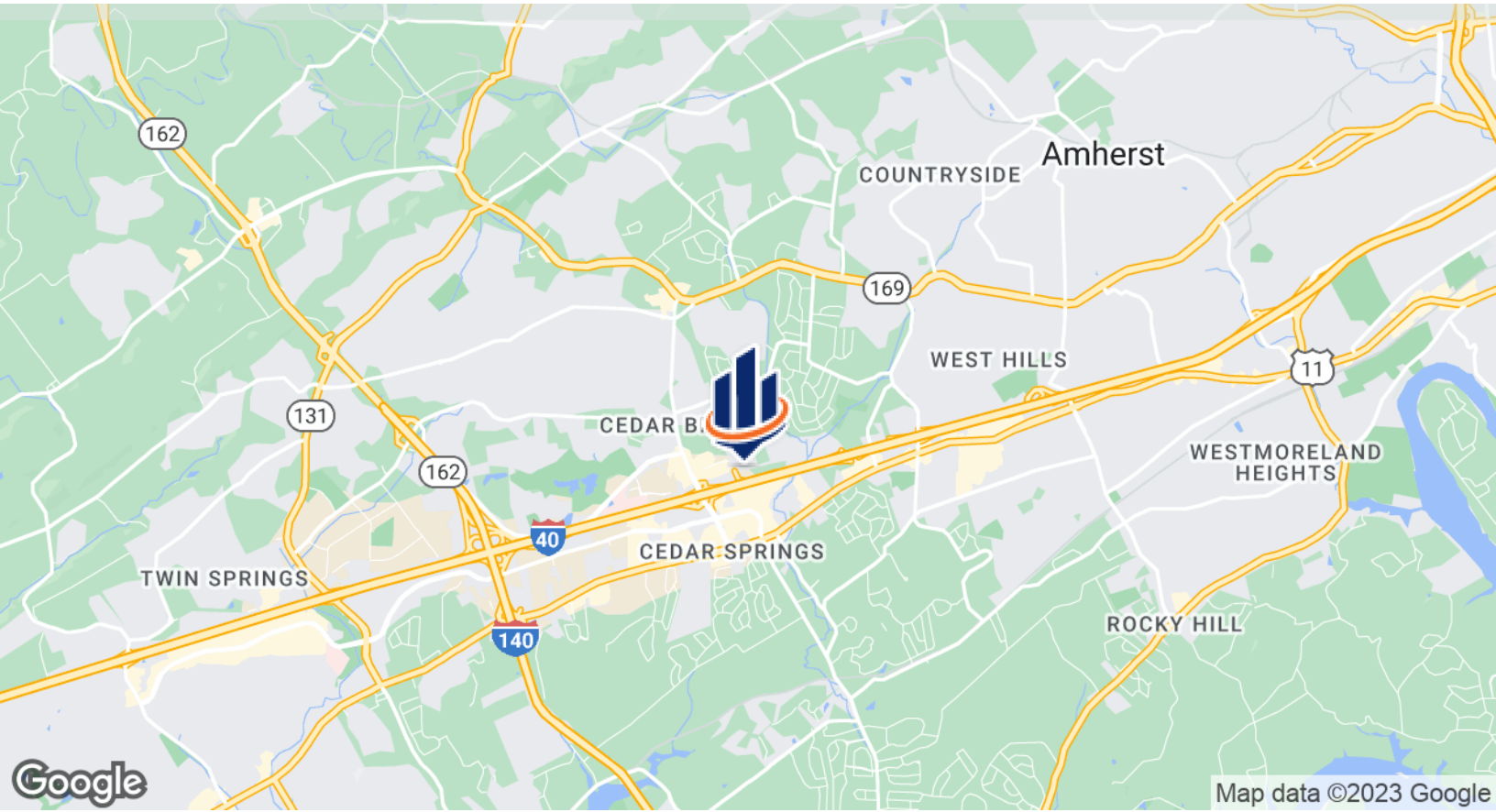
Cedar Bluff Office Space

[Additional Photos](#)



Cedar Bluff Office Space

Location Maps



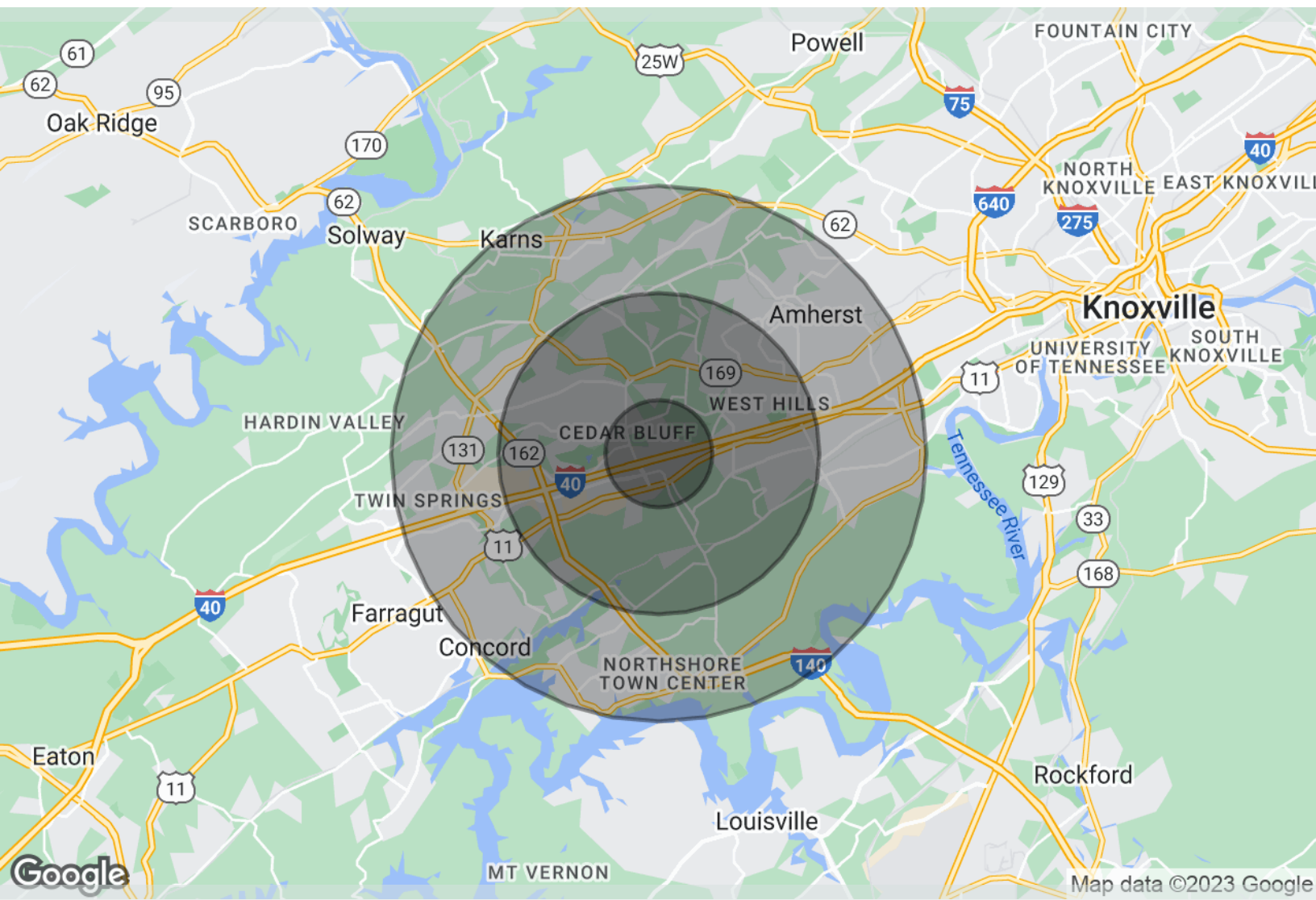
9050 Executive Park Drive | Knoxville, TN 37923



Demographics Report

	1 Mile	3 Miles	5 Miles
Total Population	7,927	55,462	129,643
Total Number of Households	3,700	24,011	54,129
Total Number of Persons per Household	2.1	2.3	2.4
Average House Value	\$195,790	\$211,296	\$221,579
Average Household Income	\$59,368	\$77,753	\$83,554
Median Age	33.0	35.9	36.3
Median Age - Male	30.4	34.4	35.5
Median Age - Female	34.5	37.4	37.2
Total Population - White	6,788	49,054	115,494
Total Percent - White	85.6%	88.4%	89.1%
Total Population - Black	772	3,473	7,302
Total Percent - Black	9.7%	6.3%	5.6%
Total Population - Asian	160	1,398	3,329
Total Percent - Asian	2.0%	2.5%	2.6%
Total Population - Hawaiian	19	117	116
Total Percent - Hawaiian	0.2%	0.2%	0.1%
Total Population - Indian	0	69	251
Total Percent - Indian	0.0%	0.1%	0.2%
Total Population - Other	102	440	815
Total Percent - Other	1.3%	0.8%	0.6%
Total Population - Hispanic	959	3,009	5,844
Total Percent - Hispanic	12.1%	5.4%	4.5%

* Demographic information provided by BuildOut, LLC



9050 Executive Park Drive | Knoxville, TN 37923

Radius Map

	1 Mile	3 Miles	5 Miles
Total Population	7,927	55,462	129,643
Total Number of Households	3,700	24,011	54,129
Average Household Income	\$59,368	\$77,753	\$83,554
Median Age	33.0	35.9	36.3

* Demographic information provided by BuildOut, LLC



Presented by |

Heidi Adams, CCIM

Senior Advisor

865.531.6400

heidi.adams@svn.com