

Class A Office Suites in Beautiful Forested Business Park Setting.

333 Crown Point Circle • Grass Valley, CA 95945



Availability Overview

Space Available	936 - 3,041 sf
Lease Rate	\$1.15/sf
Lease Type	
Date Available	
Space Type	
Building Size	16,700 SF
Building Class	A
Year Built	2002
Zoning	SP1-A (corp business park)
Market	Western Nevada County
Sub Market	Grass Valley
Cross Streets	Whispering Pines Lane

Property Overview

Property

Spaces from 936sf to 12,179sf available in a like-new office/flex building built in 2002 including on-grade truck doors and small high-bay warehousing availability. Located in Grass Valley's master-planned Whispering Pines Business Park with convenient access to Highways 49, 20 and 174. Beautiful landscaping and ample parking included.

Location

Grass Valley is nestled in the Sierra Nevada foothills only one hour from both Lake Tahoe and Sacramento. The area is located below the snow line and above the fog for a perfect 4-season climate. Nevada County's economy has effectively transformed from mining & forestry to vibrant high-tech and tourist based industries. County-wide school test scores are second-highest in the State. This area continues to attract residents and businesses from the nearby Sacramento and San Francisco Bay areas.

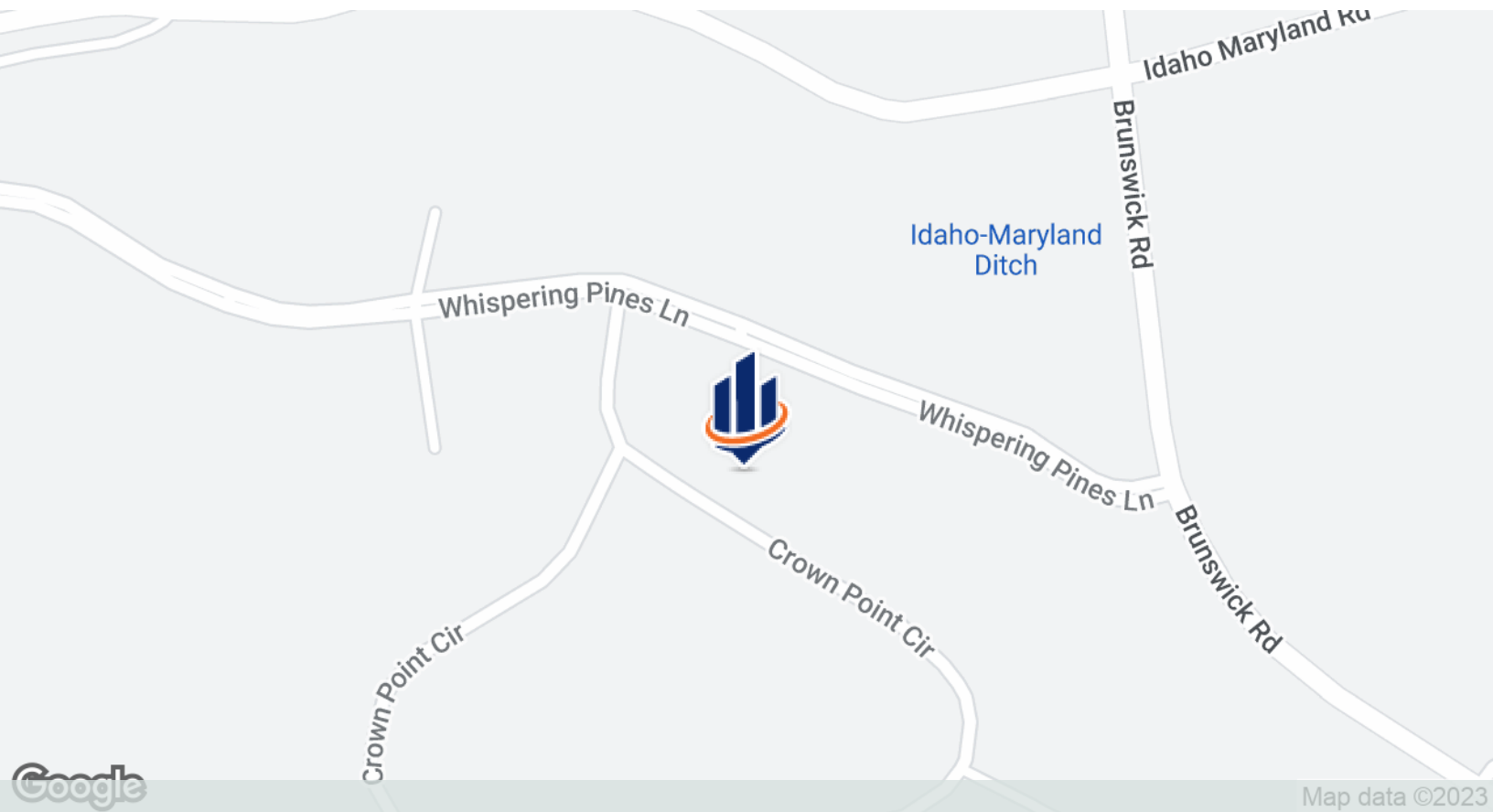
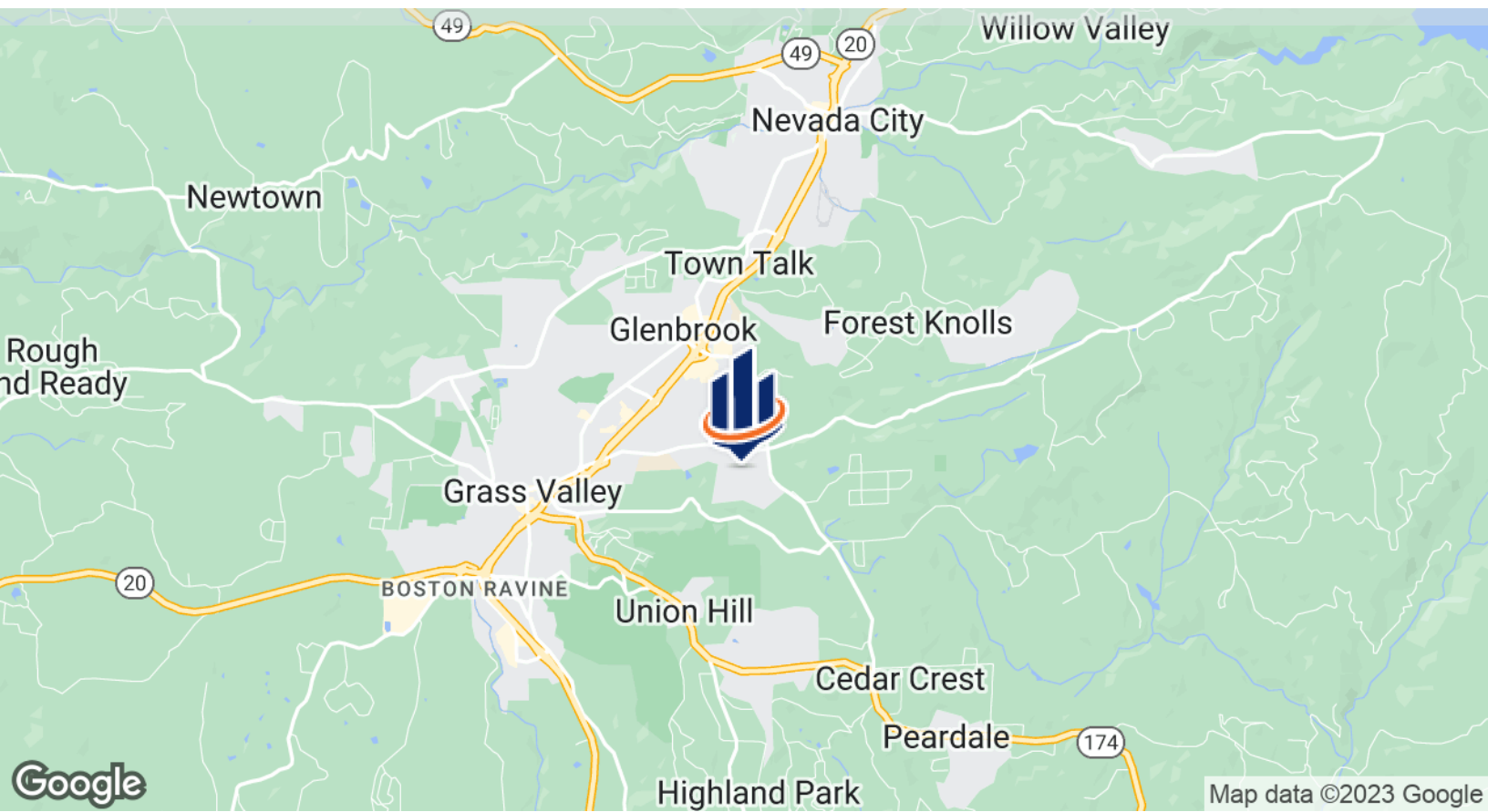
Whispering Pines Business Park is Nevada County's largest master planned business park situated on 155 acres less than a mile east of Highway 49 and centrally located within Grass Valley. Originating in the late 1980's, the area currently contains approximately 600,000 square feet of office and light industrial uses in approximately 50 buildings. National tenants include Linear Technology, General Dynamics and National Semiconductor.

Presented by

LOCK RICHARDS BRE#01302767
530.470.1740 x1
lock.richards@svn.com



Property Highlights



Summary
0 Spaces

Lease Rate


N/A

Space Available

Lease Type

Term

Upper Floor



Memberships & Affiliations

Phone:

Email:

Address: